

# SYDNEY 6030-17

DESIGNER COLLECTION

# H | S

## PVC SYSTEMS INCLUDE:

- 6 Fully directional adjustable flow PVC jets
- Anti-vortex safety suction
- Color matched system trim
- HydroOzone ozone sanitation system
- Rigid PVC piping
- Self draining pump and system
- Soft Touch electronic on/off control with 30-minute integral times
- 2.25 HP single speed pump
- Cable waste and overflow



Standard Grab Bar



Linear Integral Waste and Overflow



Chromotherapy-LED Lighting System

## OPTIONS: [\(MORE INFORMATION AVAILABLE ON OUR WEBSITE\)](#)

- Additional Jets
  - Directional or Swirling
- Back Masseur Systems
- Chromotherapy-LED Lighting System
- Custom Jet and Pump Location
- Electronic Low Water Protection
- Extra High Density
- Grab Bars
  - Standard or Universal
- Hydro Coat
- Hydro Express Quick Ship
- Hydro Fusion
- Hydro Indulge
- HydroOzone UV System
- In-line Heater
- Integral Waste and Overflow
  - Circular or Linear
- Jumbo Jets
  - Directional or Rotating
- Lumbar Support
- Micro Therapy Jets
- Molded Armrests
- Neck Masseur Pillow

## STANDARD ELECTRICAL REQUIREMENTS:

- Whirlpool System | One 20 Amp Dedicated Circuit
- Thermal Air System | One 15 Amp Dedicated Circuit
- Combo System | One 15 Amp Dedicated Circuit and One 20 Amp Dedicated Circuit
- Indulge System | One 15 Amp Dedicated Circuit
- Hydro Fusion (600 or 1500 Watts) | One 15 Amp Dedicated Circuit
- In-line Heater (600 or 1500 Watts) | One 15 Amp Dedicated Circuit

*\*All electrical components come standard at 115 volts\**

*\*All electrical circuits must be GFCI protected\**

**HYDRO SYSTEMS**  
Family Owned And Operated Since 1978

29132 Avenue Paine, Valencia, CA, 91355  
661.775.0686 | [hydrosystem.com](http://hydrosystem.com)

# SYDNEY 6030-17

# H | S

## DESIGNER COLLECTION

### As SHOWN:

Whirlpool option (top)

LH Tile Flange and Skirt (bottom)

### FEATURES SHOWN:

- Overflow location
- Standard jet location

### ALSO AVAILABLE:

- Soaking tub only
- Thermal Air
- Combo

### SIZE:

60.30.17

### BACKSLOPE:

28 degrees

### WATER CAPACITY:

45 Gallons

### WEIGHT:

80 - 120 pounds depending on system

### 3-WALL INSTALL DIMENSIONS:

- (L)ength - 60"
- (W)idth - 30"
- Top of Ledger - 17-3/4"

### INSTALLATION TIPS:

- When adding integral linear drain p-trap location is now below waste
- Adding multiple systems/options may require equipment to stick out from tub deck or be installed remotely

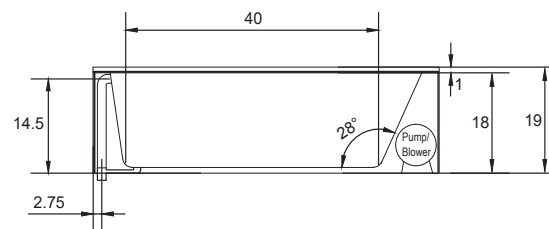
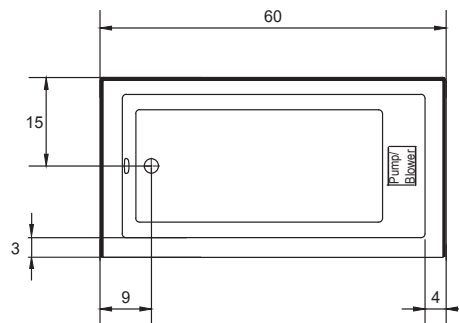
### CODES AND COMPLIANCES

Massachusetts code File no: P1-0614-491



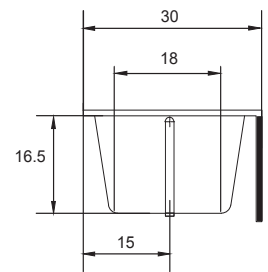
### ACRYLIC TUB

- \*Tub must be set in mortar base\*
- Acrylic models finished in 1/8" thick layer of deep lustrous acrylic
- Pre-wired pump on pump platform (standard pump location only)
- Integral E-Z level platform facilitates installation



### Optional Equipment Dimensions

- Whirlpool Pump: 12"(H) x 16"(L)
- Thermal Air Blower: 5"(H) x 11"(L)
- Hydro Fusion: 7"(H) x 15.5"(L)
- Hydro Indulge: 11"(H) x 19"(L)



HYDRO SYSTEMS  
Family Owned And Operated Since 1978

29132 Avenue Paine, Valencia, CA, 91355  
661.775.0686 | hydrosystem.com

All specifications and options subject to change without notice please contact a Hydro Systems representative for more information. Certain options or altering the pump/blower location may cause the pump/blower to extend beyond the tub decking. For cutout dimensions wait for unit to arrive. All specifications subject to change without notice.